



Huawei ICT Competition 2022 Middle East



I. C. The Future

Huawei ICT Competition

I.C.The Future

Huawei ICT Competition Middle East 2022



Talent Online – A Platform Supporting the ICT Competition



<https://e.huawei.com/cn/talent/#/ict/contest?compId=&navType=talentAlliance>

Step 1



**Huawei ICT Competition
Announcement**

Step 3

Online Course

Step 2



**Basic registration and
Replenishment information**

1. Course syllabus

2. Learning video

3. Teaching material

4. Learning tool

5. Simulation test

Talent Online – Online learning platform

In addition to learning in competition space, students can consolidate their knowledge through teacher class and online platform. The four steps are as follows:

<https://e.huawei.com/en/talent/#/news/details?consultationId=1317>

Step 1 Start to learn

Click “Start Learning” after sign up to learn the online course, including videos, textbooks, exams, and lab instructions

The screenshot shows the course page for 'ddddasdf'. At the top, there is a navigation bar with 'TALENT ONLINE' and various menu items. Below the navigation, the course details are displayed in a grid format. A red box highlights the 'Start Learning' button. Below the details, there are three tabs: 'Course Introduction', 'Teaching Materials', and 'Lab Tools'. The 'Teaching Materials' tab is active, showing a list of materials including 'Huawei Standard Ma...', '1.江松测试1', '2.江松测试2', and '3.这是教材了'.

Step 2 Take exam

Select “The test” in the catalog, and follow the guidance to begin the test

The screenshot shows the exam page for 'Final Exam'. On the left, there is a 'Catalog' section with a list of topics. A red box highlights the 'Final Exam' item. On the right, the exam details are displayed, including 'Final Exam', 'HICIP-AI EI DEVELOPER MOCK EXAM', 'Pass Score: 60/100', 'Exam Duration: 60 Minutes', 'Attempts: Total 0/3 attempts', 'Status: Fail', 'Start Time: 2019-12-10 0:00', and 'Deadline: 2021-12-10 0:00'. A red box highlights the 'Start Exam' button. Below the details, there is a 'Please note' section with instructions for the mock exam. At the bottom, there are 'Previous' and 'Next' buttons.

Step 3 Experiment

Select the corresponding experiment in the catalog, and then start the experiment according to the guidance.

For example, for this experiment, please download the experiment file and upload the experiment results after completion

Final Exam > Lab Exam > Start Lab Exam

Course Search

Precautions for Lab Exam

Start Lab Exam

Start Lab Exam [Bookmark this page](#)

Lab exam Question: XXXXXXXX

Download Lab Materials

Upload Experiment Results

Upload Attachment

Previous

Step 4 View score

Click "Grades" to view the score page after finishing the study

Notice Course Discussion **Progress** Notes 教材下载 Evaluated 3

Overall result

current score
80
full marks 100 points

0points 80points 90points 100points

It takes 10 points to the next level, keep on going ~

Score breakdown (full marks 100 points)

本节小测一	<input type="radio"/> finished17%	Score: 35	▼
本节测试二	<input type="radio"/> finished6%	Score: 12	▼
本节测试三	<input type="radio"/> finished14%	Score: 29	▼
本节测试四	<input type="radio"/> finished10%	Score: 26	▼
结课测试	<input type="radio"/> finished31%	Score: 0.7	▼

Outstanding Performance 7 Groups



Certificate



Trophy



Huawei Band

Excellent Tutor 6 Tutors



Certificate



Trophy



HW MatePad



GENTLE MONSTER


Excellent Academy 5 Academies



Certificate



Trophy



\$ 20,000



Certificate



Trophy



HW Matebook




Certificate



Trophy



HW MatePad



Certificate




Trophy



HW Matebook

Locally adapted recruitment/internship programs



Short URL <http://8d1.cn/bGxLT>

Replacing the QR Code and Simplified Website
for National Registration



Huawei ICT Competition 2022 Middle East



I. C. The Future

Huawei ICT Competition

I.C.The Future